

KUBE- Countertop warming displays

Showcases have been designed and tested for the exhibition of pastry products from oven, as brioches, croissants, muffins, but also suitable to exhibit various foods, or any other product to be showed in an elegant and strength shop window.

Particular attention was paid to design, to enhance both products exhibited that the surrounding environment.

The structure is in stainless steel sheet, scotch brite polished finish.

The uprights are moulded in a rounded square 35x35 mm section and, together with the upper frame, give to the structure an exceptional sturdiness.

The removable intermediate shelves are in stainless steel;

Useful space between shelves is 15 cm.

UPON REQUEST **glass shelves 5 mm thick** can be supplied.

Sides and front panel (customer side) are in glass 4 mm thick.

Standard model are with polycarbonate 4 mm thick hinged doors on the service side;

upon request doors can be mounted on the two sides (models signed **with -P**), to allow inside access both by the service side than the customer side (self-service usage).

The hinges supporting the doors, applied with pressure screw, allow the complete opening of the doors (nearly 170°).

The top is in **5 mm thick (6 mm in 87 length models)** glass with rounded corner, locked to the frame with 4 large-head screws.

Warming by stainless steel heating elements, box housing, controlled by thermostat 30/90° C and signal lamp. On-off lighting switch, plug-in cable with plug.


A stainless steel removable **waterproof tray** grants a little steaming to avoid products drying.

Adjustable feet for perfect levelling



016-KB32-R

Warming showcase, 2 shelves
cm 37x37x39H

 400W - 230V -50Hz


weight kg 11

packing cm 45x45x47H



016-KB33-R

Warming showcase, 3 shelves
cm 37x37x54H

 400W - 230V -50Hz


weight kg 13

packing cm 45x45x62H



KUBE- Countertop warming displays


016-KB51-R
Warming showcase, 1 shelf
cm 57x37x24H

 400W - 230V -50Hz

weight kg 12
packing cm 65x45x32H




016-KB52-R
Warming showcase, 2 shelves
cm 57x37x39H

 400W - 230V -50Hz

weight kg 16
packing cm 65x45x47H



016-KB53-R
Warming showcase, 3 shelves
cm 57x37x54H


 400W - 230V -50Hz

weight kg 19
packing cm 65x45x62H



KUBE- Countertop warming displays


016-KB81-R
Warming showcase, 1 shelf
cm 87x37x24

 800W - 230V -50Hz

weight kg 17
packing cm 95x45x32H




016-KB82-R
Warming showcase, 2 shelves
cm 87x37x39H

 800W - 230V -50Hz

weight kg 24
packing cm 95x45x47H



016-KB83-R
Warming showcase, 3 shelves
cm 87x37x54H

 800W - 230V -50Hz

weight kg 29
packing cm 95x45x62H

